



SOP for Slaughtering Wagyu at RMP

Natasha du Toit

8/4/25

INDEX**PAGE**

1. Introduction	2
2. Identification	2 – 3
3. Offer to Purchase	3
4. Application for Slaughter Permit at NSBA	3 – 5
5. Application for Certificate of Authentication at NWS	6 – 7
6. Animal Movement Permit (NamLITS)	8 – 12
7. Documentation Required by RMP	13 – 15
8. Transportation and Delivery of Wagyu at RMP	16 - 17
9. Lairage	18
10. Slaughter Process	19
11. Carcass Chilling	19
12. Carcass Grading and Marbling Assessment	20 – 24
13. Reporting from RMP	24 – 26
14. Hygiene, HACCP and Quality Control	27
15. Export and Certification	27
16. Flowchart of Slaughter Process at RMP	28

1. INTRODUCTION:

This document is a customised SOP for slaughtering Wagyu cattle at Reho Meat Processors Abattoir in Namibia. It aligns with Namibian legal requirements, EU export standards, and best practices for premium Wagyu beef production, considering the focus on uniform Wagyu carcasses and high-quality exports.

- **Location:** Rehoboth, Namibia
- **Facility:** Reho Meat Processors
- **Species:** Wagyu (Fullblood or Crossbred – F1 / F2)
- **Purpose:** Domestic and EU-compliant export slaughter
- **Regulatory Bodies:**
 - Department of Veterinary Services (DVS)
 - Livestock and Livestock Products Board (LLPB)
 - Namibian Stud Breeders Association (NSBA)
 - Namibian Wagyu Society (NWS)
 - NamLITS

Purpose

To ensure that all Wagyu slaughter operations at Reho Meat Processors are conducted under strict hygiene, animal welfare, traceability, and quality standards to produce high-value, export-ready beef.

Scope

This SOP applies to all Wagyu cattle received, handled, slaughtered, and processed at Reho Meat Processors.

2. IDENTIFICATION:

- Identify the animals that is ready for slaughter
- Wagyu is slaughtered at 36 months – maturation of marbling
- Confirm that the Wagyu’s detail is correct according to NSBA and NWS registrations
- Confirmation can be obtained from the NSBA website: <https://i4.abri.au/online/cgi-bin/i4.dll?1=35213A07&2=2431&3=56&5=2B3C2B3C3A>

The screenshot shows a web form titled "Wagyu Animal Enquiry". At the top, there are navigation links: "Animal Enquiry", "EBV Enquiry", "Matings Predictor", "Member Enquiry", "@SIS", "Semen Catalogues", and "Download Files". Below the navigation is a header with the text "Enter Selection Criteria Then Click Search" and two buttons: "Clear" and "Search". The form itself is a table with the following fields:

Name:	<input type="text"/>
Animal Identifier(s):	<input type="text"/>
Calving Year(s):	<input type="text"/>
Select if:	<input type="checkbox"/>
Select if:	<input type="checkbox"/>
Select if:	<input type="checkbox"/>
HerdBook:	<input checked="" type="radio"/> Any <input type="radio"/> StudBook Proper
Colour:	<input type="text"/>
Sire Name:	<input type="text"/>
Dam Name:	<input type="text"/>
Sort By:	Animal Name <input checked="" type="radio"/> Ascending <input type="radio"/> Descending

At the bottom of the form, there are two buttons: "Clear" and "Search".

Wagyu Animal Details LAUWATER 21-0287LW

[Animal Enquiry](#) [EBV Enquiry](#) [Mating Predictor](#) [Member Enquiry](#) [Sale Catalogues](#) [Semen Catalogues](#) [Download Files](#)

Identification: 21-0287LW
Sex: Steer
Birth Date: 14/11/2021
Computer Number: 4042897464
HerdBook: 1
Status: Active
Registration Status: Calf Book
DNA: 7720U002 (SV)
Reproduction: ICP = n/a AFC = n/a DLC = n/a
Sire: [LAUWATER 18-0022LW \(AI\)](#)
Dam: *Unavailable*
Breeder: [MIMOSA FARMING PTY LTD](#)
Current Owner: [MIMOSA FARMING PTY LTD](#)
Progeny: *None*
Pedigree: [\[View\]](#)
EBV Graph: [\[View\]](#)

July 2025 Namibian Wagyu BREEDPLAN evaluation														
	Gestation Length (days)	Birth Wt. (kg)	200 Day Wt. (kg)	400 Day Wt. (kg)	600 Day Wt. (kg)	Mat Cow Wt. (kg)	Milk (kg)	Scrotal Size (cm)	Carcase Wt. (kg)	Eye Muscle Area (sq cm)	Rib Fat (mm)	Rump Fat (mm)	Retail Beef Yield (%)	IMF (%)
EBV	-	+1.5	+11	+18	+22	-	-	-	-	-	-	-	-	-
Accuracy	-	46%	32%	29%	29%	-	-	-	-	-	-	-	-	-
Breed Avg. EBVs for 2023 Born Calves Click for Percentiles														

3. OFFER TO PURCHASE FOR SLAUGHTER:

- Contact Reho Meat Processors / Desert Wagyu with offer to purchase for slaughter
- Provide all relevant information of livestock
- Pricing and conditions will be provided by RMP
- Visual inspection of the livestock might be required
- When transaction is finalised, a delivery date will be provided

4. APPLICATION FOR SLAUGHTER PERMIT FROM NSBA:

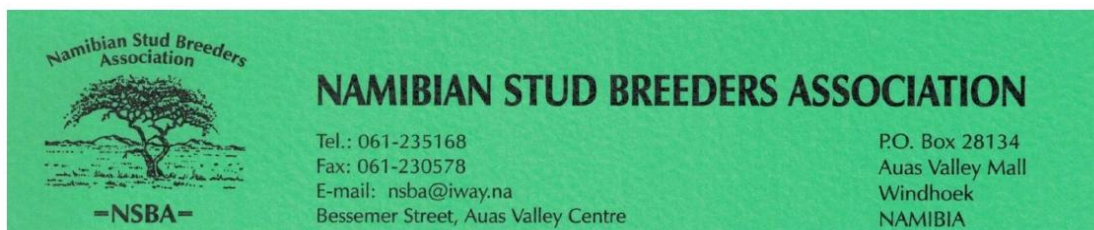
- To apply for a COA (Certificate of Authentication) from the NWS, a slaughter permit needs to be issued by the NSBA
- The following information needs to be completed on the slaughter permit application:
 - Breeder Stud Name
 - Application Date
 - Abattoir Name
 - Slaughter Period
 - Animal Number
 - Animal ID
 - NamLITS Nr
 - Unistel DNA / Snip Reference
 - Date of Birth

- Sire ID
- Dam ID

Slaughter Application							
Breeder Stud Name: LW Wagyu							
Application Date: 15 May 2025							
Abattoir							
Abattoir Name: Reho Meat Processors							
Possible Slaughter Date: May 2025							
Animal Number	Animal ID	NAMilts Nr	DNA or Snip	Date of Birth	Sire ID Nr	Dam ID Nr	COMMENT
1	21-1029LW	80503535	6238U022	27/06/2021	15-0452BA	18-0121LW	
2	21-0237LW	73307845	6238U005	27/06/2021	18-0022LW	Unavailable	
3	21-0200LW	73307902	4680U001	18/04/2021	18-0015LW	Unavailable	
4	22-0123LW	91069054	7720U057	08/01/2022	15-0452BA	Unavailable	
5	22-0239LW	91069062	8998U017	04/04/2022	15-0452BA	Unavailable	
6	22-0115LW	80503162	7720U049	05/01/2022	15-0452BA	Unavailable	
7	22-0180LW	80503535	8657U002	01/02/2022	17-0001LW	Unavailable	
8	21-1095ISA	75336701	7906U017	08/12/2021	16-0014GO	Unavailable	
9	22-1040LW	73307076	8998U001	17/02/2022	19-0010LW	LW F1/190015	
10	21-0132LW	73307803	3577U028	26/01/2021	15-0452BA	Unavailable	
11	21-0124LW	91068403	3577U020	23/01/2021	18-0017LW	Unavailable	
12	21-1072ISA	73427304	7906U031	01/08/2021	18-0064HAE	Unavailable	
13	22-1011ISA	75336636	8757U041	13/01/2022	18-0262HAE	Unavailable	
14	22-1038ISA	75964676	8757U011	21/02/2022	18-0262HAE	Unavailable	
15	22-1094ISA	78149168	10051U061	20/05/2022	16-0014GO	Unavailable	
16	22-1084ISA	76732700	10051U051	12/05/2022	18-0262HAE	Unavailable	
17	22-1053ISA	76732825	10051U020	05/04/2022	15-0005EPW	Unavailable	
18	22-1004LW	77550150	7908U054	12/01/2022	19-0010LW	19-0225LW	
19	21-0287LW	77550176	7720U002	14/11/2021	18-0022LW	Unavailable	
20	22-1132ISA	78148228	10257U020	30/05/2022	18-0064HAE	Unavailable	
21	22-1114ISA	78148327	10257U002	17/05/2022	16-0014GO	Unavailable	
22	22-1092ISA	78149168	10051U059	19/05/2022	16-0014GO	Unavailable	
23	22-1122ISA	78149473	10257U010	21/05/2022	15-0005EPW	Unavailable	
24	22-0153LW	80502255	7908U016	20/01/2022	18-0022LW	Unavailable	
25	22-1058LW	80502446	8998U025	08/04/2022	18-0021LW	18-0121LW	
26	22-0159LW	91068379	7908U037	24/01/2022	18-0021LW	Unavailable	DFPI & CFMNT

- The slaughter application must be submitted to Jacque Els at NSBA
- Email address for Jacque Els: jacque@iway.na
- NSBA issues the slaughter permit
- NSBA must be notified with every Wagyu slaughter in order to remove the animal from the breeder's levy list and profile

Example of NSBA Slaughter Permit



24 October 2024

TO WHOM IT MAY CONCERN

The NSBA hereby confirms the information of the animals to be slaughtered by Lauwater Wagyu (Mimosa Farming) as from the 1 November 2024, at Reho Meat Processors.

Breeder	Reg. No.	Animal ID	Computer No.	NamLits	Sex	DNA Nr	F-Status	Sire	Dam
Lauwater Wagyu	F10003	20-0244LW	4042653321	68178193	S	3032U023	F-1	17-0001LW	
Lauwater Wagyu	F10003	20-0257LW	4042654394	68178326	F	3443U019	F-1	18-0017LW	
Lauwater Wagyu	F10003	20-0258LW	4042654402	68178334	S	3443U020	F-1	18-0017LW	
Lauwater Wagyu	F10003	21-0001HLG	4043164245	77585156	S	13248U012	F-1	15-0004EPW	
Lauwater Wagyu	F10003	21-0005HLG	4043164286	77584944	S	13248U015	F-1	15-0004EPW	
Lauwater Wagyu	F10002	21-0007HLG	4043164302	77585172	S	13248U017	F-1	15-0004EPW	
Lauwater Wagyu	F10003	21-0108LW	4042745176	68178839	S	3443U039	F-1	17-0001LW	
Lauwater Wagyu	F10003	21-0122LW	4042745317	68178730	S	3577018	F-1	15-0452BA	
Lauwater Wagyu	F10003	21-0131LW	4042745408	73306029	S	3577U027	F-1	17-0001EPW	
Lauwater Wagyu	F10003	21-0133LW	4042745424	73306045	F	3577U029	F-1	18-0017LW	
Lauwater Wagyu	F10003	21-0141LW	4042700742	73306110	S	3958U026	F-1	18-0017LW	
Lauwater Wagyu	F10003	21-0142LW	4042700759	73307837	F	3958U027	F-1	18-0022LW	
Lauwater Wagyu	F10003	21-0143LW	4042700767	73307878	F	3958U028	F-1	15-0452BA	
Lauwater Wagyu	F10003	21-0150	4042700833	73306193	S	3958U002	F-1	15-0452BA	
Lauwater Wagyu	F10003	21-0176LW	4042701088	73306441	S	4238U011	F-1	15-0452BA	
Lauwater Wagyu	F10003	21-0183LW	4042745499	73306516	S	4680U016	F-1	17-0001LW	
Lauwater Wagyu	F10003	21-0185LW	4042745531	73306532	S	4680U018	F-1	18-0015LW	
Lauwater Wagyu	F10003	21-0187LW	4042745515	73306557	S	4680U020	F-1	18-0015LW	
Lauwater Wagyu	F10003	21-0191LW	4042745572	73306599	S	4680U031	F-1	18-0015LW	
Lauwater Wagyu	F10003	21-0214LW	4042760795	73307431	S	5643U007	F-1	17-0001LW	
Lauwater Wagyu	F10003	21-0217LW	4042760811	77550341	S	5643U010	F-1	18-0015LW	
Lauwater Wagyu	F10003	21-0220LW	4042760845	73307530	S	5643U013	F-1	18-0022LW	
Lauwater Wagyu	F10003	21-0227LW	4042760910	73307795	S	5643U014	F-1	15-0452BA	

5. APPLICATION FOR CERTIFICATE OF AUTHENTICATION (COA) FROM NWS:

- When you have received the slaughter permit from NSBA, you can proceed to apply for the certificate of authentication (COA) from the NWS
- The purpose of a COA is to certify that the animal slaughtered is a registered Wagyu
- The same slaughter application submitted for the slaughter permit is used for the COA applications
- The following information needs to be completed on the slaughter permit application:
 - Breeder Stud Name
 - Application Date
 - Abattoir Name
 - Slaughter Period
 - Animal Number
 - Animal ID
 - NamLITS Nr
 - Unistel DNA / Snip Reference
 - Date of Birth
 - Sire ID
 - Dam ID

Slaughter Application							
Breeder Stud Name: LW Wagyu							
Application Date: 15 May 2025							
Abattoir							
Abattoir Name: Reho Meat Processors							
Possible Slaughter Date: May 2025							
Animal Number	Animal ID	NAMLITS Nr	DNA or Snip	Date of Birth	Sire ID Nr	Dam ID Nr	COMMENT
1	21-1029LW	80503535	6238U022	27/06/2021	15-0452BA	18-0121LW	
2	21-0237LW	73307845	6238U005	27/06/2021	18-0022LW	Unavailable	
3	21-0200LW	73307902	4680U001	18/04/2021	18-0015LW	Unavailable	
4	22-0123LW	91069054	7720U057	08/01/2022	15-0452BA	Unavailable	
5	22-0239LW	91069062	8998U017	04/04/2022	15-0452BA	Unavailable	
6	22-0115LW	80503162	7720U049	05/01/2022	15-0452BA	Unavailable	
7	22-0180LW	80503535	8657U002	01/02/2022	17-0001LW	Unavailable	
8	21-1095ISA	75336701	7906U017	08/12/2021	16-0014GO	Unavailable	
9	22-1040LW	73307076	8998U001	17/02/2022	19-0010LW	LW F1/190015	
10	21-0132LW	73307803	3577U028	26/01/2021	15-0452BA	Unavailable	
11	21-0124LW	91068403	3577U020	23/01/2021	18-0017LW	Unavailable	
12	21-1072ISA	73427304	7906U031	01/08/2021	18-0064HAE	Unavailable	
13	22-1011ISA	75336636	8757U041	13/01/2022	18-0262HAE	Unavailable	
14	22-1038ISA	75964676	8757U011	21/02/2022	18-0262HAE	Unavailable	
15	22-1094ISA	78149168	10051U061	20/05/2022	16-0014GO	Unavailable	
16	22-1084ISA	76732700	10051U051	12/05/2022	18-0262HAE	Unavailable	
17	22-1053ISA	76732825	10051U020	05/04/2022	15-0005EPW	Unavailable	
18	22-1004LW	77550150	7908U054	12/01/2022	19-0010LW	19-0225LW	
19	21-0287LW	77550176	7720U002	14/11/2021	18-0022LW	Unavailable	
20	22-1132ISA	78148228	10257U020	30/05/2022	18-0064HAE	Unavailable	
21	22-1114ISA	78148327	10257U002	17/05/2022	16-0014GO	Unavailable	
22	22-1092ISA	78149168	10051U059	19/05/2022	16-0014GO	Unavailable	
23	22-1122ISA	78149473	10257U010	21/05/2022	15-0005EPW	Unavailable	
24	22-0153LW	80502255	7908U016	20/01/2022	18-0022LW	Unavailable	
25	22-1058LW	80502446	8998U025	08/04/2022	18-0021LW	18-0121LW	
26	22-0159LW	91068379	7908U037	24/01/2022	18-0022LW	Unavailable	DFPI DOCUMENT

- The slaughter application must be submitted to Diandre Myburgh at NWS
- Email address for Diandre Myburgh: finance@namibianwagyu.com
- NSW issues the COA's and original certificates must be collected from NWS
- The COA's need to be submitted when Wagyu is delivered to abattoir for slaughtering and MS grading, done by LLPB

- NSW must be notified with every Wagyu slaughter in order to remove the animal from the breeder's levy list and profile

Example of NWS COA



**NAMIBIANWAGYU
SOCIETY**

Namibian Wagyu
P.O. Box 11734
Winhoek
Namibia

COA - CERTIFICATE OF AUTHENTICATION

NAMIBIAN STUD BREEDERS ASSOCIATION				COA:	C0699
Breeders Stud Name:		Lauwater Wagyu		NAMIBIAN WAGYU APPROVED	
Animal ID and Brandmark:		21-0264LW			
Date of Birth:		02/10/2021			
NAMlits Nr:		7755-1083	Replacement:		
Dam:	Unknown	Sire:	18-0017LW		
DNA Nr or Snip:	6776U008	Wagyu Percentage:	50% (F1)		
NSBA Signature and Stamp:					
Date Issued: 19/02/2025					
ABATTOIR					
Abattoir Name:					
Wagyu approved Abattoir Nr:					
		Carcass Number:			
Hot Weight:		Cold Weight:			
Date:					
Abattoir Signature and Stamp:					
ASSESSMENT BY MEATBOARD OF NAMIBIA					
Assessors Name:					
Marble Score:					
Date:					
Assessors Signature:					
Endorsed by the Meat Board of Namibia:		Date:/...../202.....		

For any information contact info@namibianwagyu.com

6. ANIMAL MOVEMENT PERMIT – NAMLITS:

- When delivery date is scheduled, apply for the Animal Movement Permit on NamLITS online system
- Link to NamLITS: <http://www.namlits.com/web/litwHome.p>
- Steps for the application:
 - Livestock Movements
 - Permit Applications
 - Permit Type: Movement
 - From Herd:
 - To Establishment Type: Export Abattoir
 - Establishment Code: HQ120068 (Reho Meat Processors)
 - Select the quantity of animals
 - Confirm email address to where the permit will be sent
 - Complete the NamLITS eartag numbers (8 digits) at the “Pre-selected tags” tab
 - Ensure all information is correct
- Permit will be emailed to relevant contact
- When permit is issued, you must complete the “Movement Notice Capture”
- The permit needs to be completed by the owner/relevant party and submitted to RMP with all other documentation

Example of Animal Movement Permit

VETERINARY SERVICES



Permit No

HQ12056611



PERMIT TO MOVE ANIMALS

MINISTRY OF AGRICULTURE, WATER AND LAND REFORM

Issue Date: 04/08/2025

In terms of Animal Health Act 2011(Act 1 of 2011), as amended and subject to the conditions specified below, permission is hereby granted to -

Name	FARMING PTY (LTD) MIMOSA		
Address	PO BOX 3824; WINDHOEK; NAMIBIA; Tel 062-581424		
To move with / To transport	10(ten) Cattle		
From Establishment	Lauwater Wes	in constituency	Windhoek Rural
From Herd ID	HQ146246	Livestock Owner	FARMING PTY (LTD) MIMOSA SB WOW20082
To Establishment	Reho Meat Processors (pty) Ltd Export	in constituency	Rehoboth Urban East

CONDITIONS

1. This permit and relevant animal movement notices(cattle) must accompany animals being moved;
2. This permit must accompany the animal(s) being moved on hoof or by ONE vehicle with/without a trailer(s);
3. This permit is valid for 7(seven) days only and must be used for a single one-way movement;
4. This permit must be produced for inspection on demand by a police officer or authorized person;
5. This permit does not authorize removal of animal(s) that are under official movement restriction OR movement of Wildlife without MET permit;
6. Notification of movement of animals must be done within 14(fourteen) days from the valid date;
7. This permit must be returned to the nearest State Veterinary office within 14(fourteen) days otherwise the establishment will be put under restriction for all movements until the outstanding movement permit is returned and receipted;
8. Animal(s) must be identified in accordance with Animal Identification Regulations and the Stock Brands Act;
9. The permit must be fully endorsed before departure and on arrival;
10. Other Conditions:

Place	Valid From	Expiry Date	Issued By	Signature
Windhoek	04/08/2025	11/08/2025	Dr. J. Erastus	

SENDER DECLARATION (TO BE COMPLETED PRIOR TO DEPARTURE)		
Animal Type	Number	Stock brand

Are the cattle/small stock in this consignment born and raised in the EU-approved FMD-free zone of Namibia and have they remained for their whole life in this area?

YES NO UNKNOWN

--	--	--

Have the cattle/small stock in this consignment remained for at least 40 days at the holding from which they are being directly moved to the abattoir?

YES NO UNKNOWN

--	--	--

Departure Date	Time	Arrival Date	Time

Vehicle Reg. no:

Trailer Reg. No:

I am the owner or the person responsible for the husbandry of the animals in this consignment. I declare that this information is true and correct.

.....
Sender Name

.....
Signature

.....
Date

Annexure A: Farmer Declaration for Lumpy Skin Disease and Anthrax



REPUBLIC OF NAMIBIA

I.....(name), ID Number,
the owner of the animals listed in the Animal Movement Selection List and transported under the
animal movement permit number: do hereby declare that the animals:

- 1.) Originate from Establishment/s where,
 - a) There have been no Lumpy Skin clinical cases for the past 18 months(1 year an six months).
YES___ **NO**___
 - b) Animals were not vaccinated for Lumpy Skin within 60 days (2 months) before slaughter.
YES___ **NO**___
 - c) Date of last Vaccination for Lumpy Skin Disease.....

- 2.) Have not been vaccinated against Anthrax with a live attenuated vaccine during the 14 days before loading to an export abattoir for slaughter.
YES___ **NO**___

- b) Date of last Vaccination.....

Signature of livestock owner Date

Printed: 04/08/2025 09:39:01.931+02:00

ANIMAL MOVEMENT SELECTION LIST-Abattoir
 A requirement in terms of the Animal Health Act No.1 of 2011

Permit Number

HQ12Ø56611

Departure Date

--	--	--	--	--	--	--	--	--	--

Arrival Date

--	--	--	--	--	--	--	--	--	--

Animal Type: Cattle

	Tag No of Animal	Moved		Tag No of Animal	Moved		Tag No of Animal	Moved
1	73307902	Yes No	2	75336701	Yes No	3	75964676	Yes No
4	77550176	Yes No	5	78148327	Yes No	6	80502446	Yes No
7	80503097	Yes No	8	80503162	Yes No	9	80503535	Yes No
10	87257770	Yes No						

YOU MAY ONLY MOVE MAXIMUM 10 OF THE ABOVE LISTED PRE-SELECTED Cattle TAGS.

Vehicle Reg.No:

--	--	--	--	--	--	--	--	--	--

Trailer Reg. No:

--	--	--	--	--	--	--	--	--	--

Example of Residency (90/40 days) Report

90-40 Days Report

Pre-selected Tags of Permit: HQ12056611

Livestock Keeper: HQ140777 FARMING PTY (LTD) MIMOSA

Establishment: Lauwater Wes

Abattoir: Reho Meat Processors (pty) Ltd Export

Slaughter Date: 04/08/2025

Tag ID	Herd ID	Date Tagged	90-Days	40-Days	Last Establishment	Errors/Messages
73307902	HQ146246	01/03/2022	True:1252	True:1251	Lauwater Wes	
75336701	HQ146246	12/02/2022	True:1269	True: 871	Lauwater Wes	
75964676	HQ146246	15/03/2023	True: 873	True: 871	Lauwater Wes	
77550176	HQ146246	01/07/2022	True:1130	True:1129	Lauwater Wes	
78148327	HQ146246	15/03/2023	True: 873	True: 871	Lauwater Wes	
80502446	HQ146246	08/02/2024	True: 543	True: 542	Lauwater Wes	
80503097	HQ146246	08/02/2024	True: 543	True: 542	Lauwater Wes	
80503162	HQ146246	08/02/2024	True: 543	True: 542	Lauwater Wes	
80503535	HQ146246	17/05/2024	True: 444	True: 443	Lauwater Wes	
87257770	HQ146246	17/05/2024	True: 444	True: 443	Lauwater Wes	

Total number of rows in report: 10

7. DOCUMENTATION REQUIRED BY RMP:

- The following documents must accompany all Wagyu cattle on arrival at the abattoir:
 1. **Producer Sales Advice (RMP)**
 2. **Slaughter Permit** – issued by NSBA
 3. **Certificate of Authentication** – from the Namibia Wagyu Society (NWS)
 4. **Valid DVS Permit** – issued by the Directorate of Veterinary Services
 5. **Permit to Move Animals** – from NamLITS
 6. **Animal Movement Notice** – from NamLITS
 7. **Valid DVS Cleaning & Disinfection Certificate** – for the transport vehicle
 8. **Proof of Residency Compliance** – showing animals were on-farm for 90 days (or 40 days under feedlot conditions)
 9. **DVS Registration Certificate** – for animal transport
 10. Any additional documentation requested by the competent authority or Reho Meat Processors
- Ensure all documents are complete, current, and submitted upon delivery to avoid delays or rejection
- The Producer and/or their agent bear sole responsibility for the accuracy and validity of all documents
- All cattle must comply with the criteria of the national Farm Assured Namibian Meat (FAN Meat) Scheme


Notes for Producer Sales Advice:

- The Producer Sales Advice must be accurately completed by the Producer and submitted at the Reho Meat Processors Livestock Reception Office when delivering animals to the abattoir lairages
- Reho Meat Processors retains the right to delay the slaughter of animals if the Producer Sales Advice is incomplete
- Reho Meat Processors reserves the right to postpone animal slaughter until all required documents specified in Clause 4 have been fully submitted by the Producer

Workflow Summary of Documentation Required:

Step	Required Document	Issued By	Purpose
1	Slaughter Permit	Namibian Stud Breeders Association (NSBA)	Confirms Wagyu breed registered with regulatory body
2	Certificate of Authentication	Namibia Wagyu Society (NWS)	Confirms Wagyu breed status (Fullblood/Purebred/Cross)
3	Producer Sales Advice (RMP)	Producer / Reho Meat Processors	Notifies intent to supply animals for slaughter
4	Proof of Residency Compliance	Producer	Shows animals have been on farm for 90 days (or 40 days in feedlot)
5	Permit to Move Animals	NamLITS (DVS)	Authorises movement of cattle from farm to abattoir
6	Animal Movement Notice	NamLITS (DVS)	Records the movement in the national traceability system

Example of Producer Sales Advice

	FOOD SAFETY MANAGEMENT SYSTEM	Ref. No.: REC 037
	RECORD	Page 1 of 2
	PRODUCER SALES ADVICE / SLAG ADVIES	Effective Date: 12.02.2024 Author: Quality Manager Revision Date: 00 Revision Number: 00 Approved By: CEO

- a) *The Producer Sales Advice must be accurately and completely filled out by the Producer and submitted at the Reho Meat Processors Livestock Reception Office when delivering animals to the abattoir lairages.*
- b) *Reho Meat Processors retains the right to delay the slaughter of animals if the Producer Sales Advice is incomplete.*
- c) *Reho Meat Processors reserves the right to postpone animal slaughter until all required documents specified in Clause 4 have been fully submitted by the Producer.*

1. Date / Datum: _____
2. Meat Board Number / Vleisraad No: _____
3. Agent: _____

4. Name And Address Of Producer/ Naam & Adress Van Produsent:

- a. Region: _____
- b. Tel. No: _____
- c. Email address: _____

5. Bank Details / Besonderhede:

- a. Name / Naam: _____
- b. Bank: _____
- c. Branch Code / Takkode: _____
- d. Account / Rek No: _____
- e. Type / Tipe Rek: _____

6. Veterinary / Veeartseny Permit:

- a. Transporter / Transporteerder Permit Houer: _____
- b. Permit No: _____
- c. VAT / BTW No: _____

7. Transporter / Transporteerder:

- a. Name: _____
- b. Bank Details / Besonderhede: _____
- c. Bank: _____
- d. Branch Code / Takkode: _____
- e. Account / Rek No: _____

8. Brand Mark / Verfmerk

- a. Tipe Of Animal / Tipe Dier

- i. _____ qty / getal _____
- ii. _____ qty / getal _____
- iii. _____ qty / getal _____
- iv. _____ qty / getal _____
- v. _____ qty / getal _____


Total: _____

9. Tariff Per Head (Vat Exclusive) / Tarief Per Kop (Btw Ekklusief) N\$: _____

10. Transit Insurance / Transito Versekering: Yes/Ja or No/Nee: _____

11. Rmp Sales Agreement? Slag Ooreenkoms Aangegaan? Yes/Ja or No/Nee: _____

12. If Yes / Indien 'Ja' Sales Agreement No. / Slagooreenkoms No: _____

	FOOD SAFETY MANAGEMENT SYSTEM	Ref. No.: REC 037 Page 2 of 2 Effective Date: 12.02.2024 Author: Quality Manager Revision Date: 00 Revision Number: 00 Approved By: CEO
	RECORD	
PRODUCER SALES ADVICE / SLAG ADVIES		

13. Remarks / Opmerkings Or Instructions Instruksies:

14. Registered ? Geregistreerde Brandmerk:

- a. Total Alive / Getal Lewendig En Gesond Afgelaai? qty / getal _____
- b. Dead On Arrival / Dood By Ontvangs? (Doa) qty / getal _____
- c. Emergency Slaughter / Noodverslagting? qty / getal _____
- d. Total Received / Totaal Ontvang: _____

15. Remarks / Opmerkings:

16. Signatures / Handtekeninge:

- a. Agent: _____
- b. Driver / Drywer: _____
- c. Abattoir: _____

17. RMP Clerk / Klerk:

- a. Was the Sales Advice submitted on time: _____
- b. Was the Sales Advice fully completed: _____
- c. Total number of rejections: _____

8. TRANSPORTATION AND DELIVERY OF WAGYU CATTLE:

- Wagyu cattle scheduled for slaughtering should be delivered the day before slaughter
- Delivery should be done before 17:00 on the delivery date
- Transporter must be in possession of:
 - **Valid DVS Cleaning & Disinfection Certificate** – for the transport vehicle
 - **DVS Registration Certificate** – for animal transport

Workflow Summary of Documentation Required for Transportation of Animals

Step	Required Document	Issued By	Purpose
1	DVS Transport Registration Certificate	Directorate of Veterinary Services	Confirms the vehicle is registered to transport livestock
2	Certificate of Cleaning & Disinfection	DVS or Certified Inspector	Confirms the vehicle was cleaned & disinfected before loading
3	Slaughter Permit	NSBA / Meat Board	Approves the animals for slaughter under relevant standards
4	Valid Veterinary Health Certificate	DVS	Certifies that the animals are healthy and fit for slaughter

8.1 Preparing Animals for Transport:

- Lactating cows are to be milked before transportation
- Animals should remain in the natural groups; no new groups should be formed
- The use of sedatives on slaughter is forbidden

8.2 The following animals are not to be transported under any circumstances:

- Pregnant animals in poor state of health, or which are giving birth or going into confinement during transportation or went into confinement in the 48-hours before transportation
- Animals which are not capable by themselves of getting onto a transporter without pain
- Animals which will clearly not be able to leave the transporter
- Exhausted or overfed animals shall not be transported
- Animals with fractures that prevent movement or cause serious pain
- Badly wounded animals
- Animals in poor state of health [fever]
- Animals which have clearly been suffering constant pain for a long period of time

8.3 Loading:

- When the transport groups are formed, the breed, weight, sex and age of the animal must be taken into consideration
- In doing so, the existing social groups are to be respected

8.4 Transporter:

- Vehicles must be suitably equipped to protect the animals from injury and from extreme weather conditions [wind, chill factor may have to be considered]
- There must be an adequate supply of fresh air
- Vehicles must be well maintained, clean, have non-slip floors or have a covering of straw or sawdust
- Internal sharp edges or protrusions must be absent
- Sufficient space must be impermeable to moisture
- Sufficient space must be available for the size of the animals but it should not be excessive, to prevent the animals from falling during transportation
- Divider walls to prevent the animals crowding together must separate different groups of animals
- Vehicles must be fitted with suitably arranged openings together with hand and foot holds, to facilitate inspection of the interior of the vehicle at each floor level
- Aggressive animals should be segregated
- All drivers must be familiar with all aspects of animal welfare related to transportation

8.5 Unloading:

- Cattle should be unloaded as soon as they arrive at the slaughterhouse
- If it is not possible to unload the animals immediately, they can remain on the vehicle provided the total time spent on the vehicle, including traveling time does not exceed eight hours.
- In such cases, protection against extreme weather conditions, especially heat, must be provided
- The unloading ramp must be non-slip, provided with adequate protection to prevent animals from falling off the ramp
- The unloading area should have a roof and lighting
- The unloading ramp to be set at the maximum incline of 20°
- Permanent unloading ramps or dock levelers should be used to ensure that this is the case
- Each floor of the vehicle must be equipped with barriers or straps to prevent animals from falling out of the vehicle during the positioning of the ramp
- Ramps and side gates must be in a sound condition
- The gap/ step between the ramp and unloading platform must be such as to prevent injury/ stress to the animals

9. LAIRAGE:

- Ensure lairage pens are clean, dry, well-ventilated, and stocked with fresh water
- Assess for visible injuries, lameness, or signs of disease
- Any suspect animal must be segregated and reported to DVS
- DVS officer performs ante-mortem inspection within 24 hours of slaughter

- Unfit animals are rejected, isolated, and documented
- Handle cattle quietly and calmly, avoiding shouting or electric prods
- Stress minimised through low-noise, low-light lairage and trained staff

9.1 Pen Allocation:

- Sort animals by:
 - Source farm or batch
 - Size and sex
 - Temperament (if known)

9.2 Water & Feed:

- Unlimited access to clean water
- No feed during lairage (animals should be off feed for 12 hours prior to slaughter)

9.3 Resting Period:

- Minimum 12 hours rest prior to slaughter.
- For animals transported >8 hours, allow longer recovery where possible.

9.4 Monitoring:

- Check cattle every 4 hours for signs of:
 - Heat stress
 - Injury
 - Aggression or abnormal behaviour

9.5 Hygiene:

- Clean and disinfect pens after each batch
- Remove manure and wet bedding to prevent bacterial build-up
- Ensure all personnel wear clean PPE and use footbaths when entering



10. SLAUGHTER PROCESS:

10.1 Stunning:

- Pneumatic captive bolt stunning preferred
- Performed by trained personnel; confirm immediate unconsciousness
- Records maintained for audit purposes

10.2 Bleeding:

- Within 15 seconds of stunning: sever both carotid arteries and jugular veins
- Blood collected hygienically for by-product processing

10.3 Hide Removal:

- Automatic hide pullers used (if available) or manual flaying by trained personnel
- Hide removed without carcass contamination
- Special care to prevent damage to Wagyu subcutaneous fat and ribeye area

10.4 Evisceration:

- GI tract removed carefully to avoid faecal contamination
- Offal separated, inspected, and chilled

10.5 Carcass Splitting & Washing:

- Carcass split along vertebral line
- Surface contaminants removed using 180°C hot water wash
- Visual inspection for hygiene and fat cover

10.6 Post-Mortem Inspection:

- DVS inspection of organs, lymph nodes, and carcass
- Approved carcasses are EU-stamped and cleared for chilling

11. CARCASS CHILLING:

- Carcasses chilled to $\leq 7^{\circ}\text{C}$ within 16 hours
- Target temperature: $2\text{--}4^{\circ}\text{C}$
- Avoid cold shortening: apply electrical stimulation if needed
- Wagyu Carcasses needs to be chilled for at least 72 hours before Marble Score Grading can be done by LLPB



12. CARCASS GRADING AND MARBLING ASSESSMENT:

- Grading is done to classify Wagyu carcasses based on age, fat coverage, conformation and meat quality as well as marbling
- All relevant documents and information must be sent to LLPB and marbling assessment appointment made for grading at RMP
- Grade according to LLPB and Wagyu marbling protocols
- Carcass needs to be chilled for minimum 72 hours before marbling assessment
- Target grade: A–AB with BMS (Beef Marbling Score) 4–7
- Photos or digital scans for record-keeping if exporting to Japan/EU

12.1 Regulatory Authorities:

- Meat Board of Namibia (MBN) – Oversees carcass classification and grading standards
- Directorate of Veterinary Services (DVS) – Ensures health, hygiene, and export compliance
- Namibia Wagyu Society (NWS) – Provides Wagyu-specific standards for marbling benchmarks, issues Certificate of Authentication
- NSBA (Namibia Stud Breeders Association) – Issues breed registration and Slaughtering Permit

12.2 Standard Carcass Grading System (Namibia):

12.2.1 Age Classification (A, AB, B):

- **A** – No permanent incisors (young, ideal for Wagyu)
- **AB** – 1–2 permanent incisors
- **B** – 3+ permanent incisors (older, less desirable for Wagyu)

12.2.2 Fat Code (0–6):

Code	Description
0	No fat cover
1–2	Minimal
3–4	Medium (export ideal)
5–6	Excessive fat

12.2.3 Conformation (1–5):

Based on muscle development:

- 1 = Very poor
- 5 = Excellent

12.3 Wagyu-Specific Marbling Assessment:

Since Wagyu requires precision marbling evaluation, the following additional standards may apply:

12.3.1 Marbling Grading Methods:

- Visual Assessment – Evaluated at the ribeye (longissimus dorsi) between the 10th and 12th ribs
- Scoring Systems Used:
 - Beef Marbling Score (BMS) – Typically used for Wagyu
 - Scale: 1 (no marbling) to 12 (extreme marbling)
 - MSA/AUS-MEAT (optional for export markets)



MS 8



MS 7



MS 6



MS 4

12.3.2 BMS Interpretation:

BMS Score	Marbling Description	Market Target
3–4	Moderate	Local premium
5–7	High	EU, Middle East
8–12	Exceptional	Japan, UAE luxury

12.4 Imaging Technology:

- Some processors use **marbling cameras or software scanners** (e.g. MIJ-30 or E+V Vision Systems) for more consistent marbling analysis—currently under pilot programs in Namibia
- LLPB and NWS makes use of MIJ-30 marbling camera for marble grading



12.5 Who Performs the Grading?

- Certified Graders from the LLPB perform official grading
- Internal Quality Controllers (like at Reho Meat Processors) verify marbling and record Wagyu-specific scores
- Export certification officers ensure that grading aligns with EU and importer-specific requirements

12.6 Documentation and Grading Results:

- Grading Sheets: Include carcass ID, age class, fat code, conformation, marbling score
- Photos or Scans: Recommended for high-value Wagyu exports
- Final Marbling Score results are issued by Wagyu RSA as per grading sheets and photos received from LLPB
- Certificates: Marbling score added to Certificate of Authentication, Certificate of Origin or Export Declaration



Final Grading Results as Received from Wagyu RSA

Animal ID	RFID	NAMLITS	COA	Quarter	Carcass Owner	Abattoir	Cold carcass/ Chilled weight [kg]	Verified Results			
								Marble Score	Ribeye Area	Fat Depth	SAWA MS (Fineness)
22-0162LW	516000080502651	80502651	C0751	12/13	LW Wagyu	RMP	454.5	11	101,8	18	29
22-1096ISA	516000078149176	78149176	C0794	12/13	LW Wagyu	RMP	440.3	9	116,5	9	44
23-1005LW	516000084015908	84015908	C0799	12/13	LW Wagyu	RMP	430.1	10	120,7	14	50
22-1022LW	516000073307357	73307357	C0776	12/13	LW Wagyu	RMP	429.5	8	103,8	9	53
22-0258LW	516000080502016	80502016	C0767	12/13	LW Wagyu	RMP	451.4	6	110,1	35	62
22-1055ISA	516000076733237	76733237	C0790	12/13	LW Wagyu	RMP	428.2	5	87,5	25	75

Completed COA with Marbling Score Results



COA - CERTIFICATE OF AUTHENTICATION

NAMIBIAN STUD BREEDERS ASSOCIATION		COA:	C0694
Breeders Stud Name:	Lauwater Wagyu		NAMIBIAN WAGYU STAMP APPROVED
Animal ID and Brandmark:	21-0250LW		
Date of Birth:	14/07/2021		
NAMLITS Nr:	7330-7829	Replacement:	
Dam:	Unknown	Sire:	18-0022LW
DNA Nr or Snip:	6238U018	Wagyu Percentage:	50% (F1)
NSBA Signature and Stamp:			
Date Issued: 19/02/2025	NSBA SIGNATURE	NSBA STAMP	
ABATTOIR			
Abattoir Name:	Reho Meat Processors		
Wagyu approved Abattoir Nr:	4361		
	Carcass Number:	005	
Hot Weight:	728	Cold Weight:	441,6
Date:	09/06/2025		
Abattoir Signature and Stamp:	REHO SIGNATURE		
ASSESSMENT BY MEATBOARD OF NAMIBIA			
Assessors Name:	C. N. BRENDILL		
Marble Score:	8		
Date:	13-06-2025	Meat Board of Namibia PO Box 20, Windhoek	
Assessors Signature:		2025-06-13	
Endorsed by the Meat Board of Namibia:	Date: 12/06/2025	WINDHOEK ABATTOIR	

For any information contact info@namibianwagyu.com

12.7 Compliance & Traceability:

- Marbling and grade data must link back to:
 - Animal ID (NamLITS)
 - Breeder/Producer
 - Feeding protocol
 - Residency records (90/40 day compliance)



13. REPORTING FROM RMP:

- The meat distribution software, accounting and reporting systems used by RMP is Abaserve Food Solutions
- Abaserve features batch control with supplier, origin, brand, and breed, live mass control with RFID or ear tag capturing for traceability back to the feedlot, carcass properties captured including mass, grade, conformation, brand, mass group, and any damages or sick codes
- It records carcasses with a unique serial number and barcode for identification by the next process or customer for complete identification and traceability
- Documents provided to the producer after slaughter and marble scoring:
 - Completed COA with MS grading
 - Carcass / Offal Condemnation Sheet from DVS – if applicable
 - Completed Production Sheet
 - Slaughter Sheet
 - Tax Invoice from which payment is made to the producer

Workflow Summary of Reporting from RMP

Step	Document	Responsible Party	Purpose
1.1	Completed Certificate of Authentication (COA) with Marbling Score (MS Grading)	Namibia Wagyu Society / Reho QC Officer	Confirms carcass identity, breed status, and marbling level (BMS)
1.2	Carcass / Offal Condemnation Sheet (if applicable)	DVS Meat Inspector	Records condemned portions due to disease/defects during post-mortem inspection
2.1	Completed Production Sheet	Abattoir Production Manager	Lists all carcasses processed, weights, grades, and yields
2.2	Slaughter Sheet	Livestock Admin or Abattoir Clerk	Tracks slaughter date, animal IDs, times, batch numbers, and compliance documentation
3	Tax Invoice	Abattoir Accounting Dept.	Issued to producer based on net weight, grade, and agreed price per kg; used for payment processing

Example of Completed Production Sheet

Production Report

Date: 11/07/2025

Client to invoice: Various

Slaughter for: RMP

Receive from: Lauwater Wagyu



Serial no	M/F	Namlits no	Dentition 0 to 8	Fat Grading 0 to 6	Grading	Conformation 1 to 5	Live Weight Farm	Live Weight Abattoir	Warm Weight	Chilled Weight 2.5%	Comments	Marble Score
1	M	80502651	7	4	C4	3	752	698.7	466.15	454.5	Wagyu	11
2	M	78149176	8	4	C4	3	740	694.2	451.55	440.3	Wagyu	9
3	M	84015908	4	5	B5	3	712	651.2	441.15	430.1	Wagyu	10
4	M	73307357	6	3	B3	3	718	679.2	440.55	429.5	Wagyu	8
5	M	80502016	6	6	B6	3	742	694.7	462.95	451.4	Wagyu	6
6	M	76733237	6	3	B3	3	718	659.2	439.15	428.2	Wagyu	5
7												
8												
9												
10												
11												
12												
13												
14												
15												
16												
17												
18												
19												
20												
21												
22												
23												
24												
25												
26												
27												
28												
29												
30												
31												
32												
33												
34												
35												

Example of Slaughter Sheet

**REHO MEAT PROCESSORS (PTY) LTD
SLAUGHTER SHEET**

Rpt: R60213



Batch 5528502
Creditor MIM001
Mimosa-RMP Standover
MIMOSA FARMING PTY LTD

Slaughter Date	2025-07-11	Date	2025-07-15
Live Mass	680	Page	1
Avg Live Mass	679.5		
Slaughter %	64.60	Contract	Lauwater Wes
Avg Cold Mass	439.0	Ref #	HQ12041835
Quantity Batch	6	Agent	
		Date Received	2025-07-10 12:00:00/

Serial #	EarTag	Grade	Live Kg	Warm Mass	Cold Kg @2.5 %	SL%	MG	Sex	CFM	Sick	Cut	Damage
55285043	73307357	B3	679.2	440.55	429.5	63.24	5	O	3	13		Right Left
55285045	76733237	B3	659.2	439.15	428.2	64.96	5	O	3	28		
2 x B3			1,338.4	879.70	857.7	64.08						33.3%
55285042	84015908	B5	651.2	441.15	430.1	66.05	5	O	3			
1 x B5			651.2	441.15	430.1	66.05						16.7%
55285040	80502651	C4	698.7	466.15	454.5	65.05	5	O	3			
55285041	78149176	C4	694.2	451.55	440.3	63.43	5	O	3			
2 x C4			1,392.9	917.70	894.8	64.24						33.3%
55285044	80502016	C6	694.7	462.95	451.4	64.98	5	O	3			
1 x C6			694.7	462.95	451.4	64.98						16.7%
BATCH TOTAL		6	4,077.2	2,701.50	2,634.0	64.60						

14. HYGIENE, HACCP & QUALITY CONTROL:

14.1 Personal Hygiene:

- Slaughter staff must wear PPE, follow handwashing protocols, and sanitize tools frequently



14.2 Sanitation Standard Operating Procedures (SSOP):

- Daily cleaning of slaughter floor, equipment, and cold rooms
- Monthly deep cleans and microbial swabs

14.3 Critical Control Points (CCPs):

- Stunning
- Evisceration
- Chilling
- Metal detection (if further processing)
- Microbiological sampling (E. coli, Salmonella, Listeria)

15. EXPORT AND CERTIFICATION:

- DVS certifies fit-for-export carcasses
- EU-compliant carcasses marked with oval stamp
- Meat Board of Namibia final approval before dispatch
- Comply with importing country's label, packaging, and microbiological standards



16. FLOWCHART OF SLAUGHTERING PROCESS AT RMP:

